

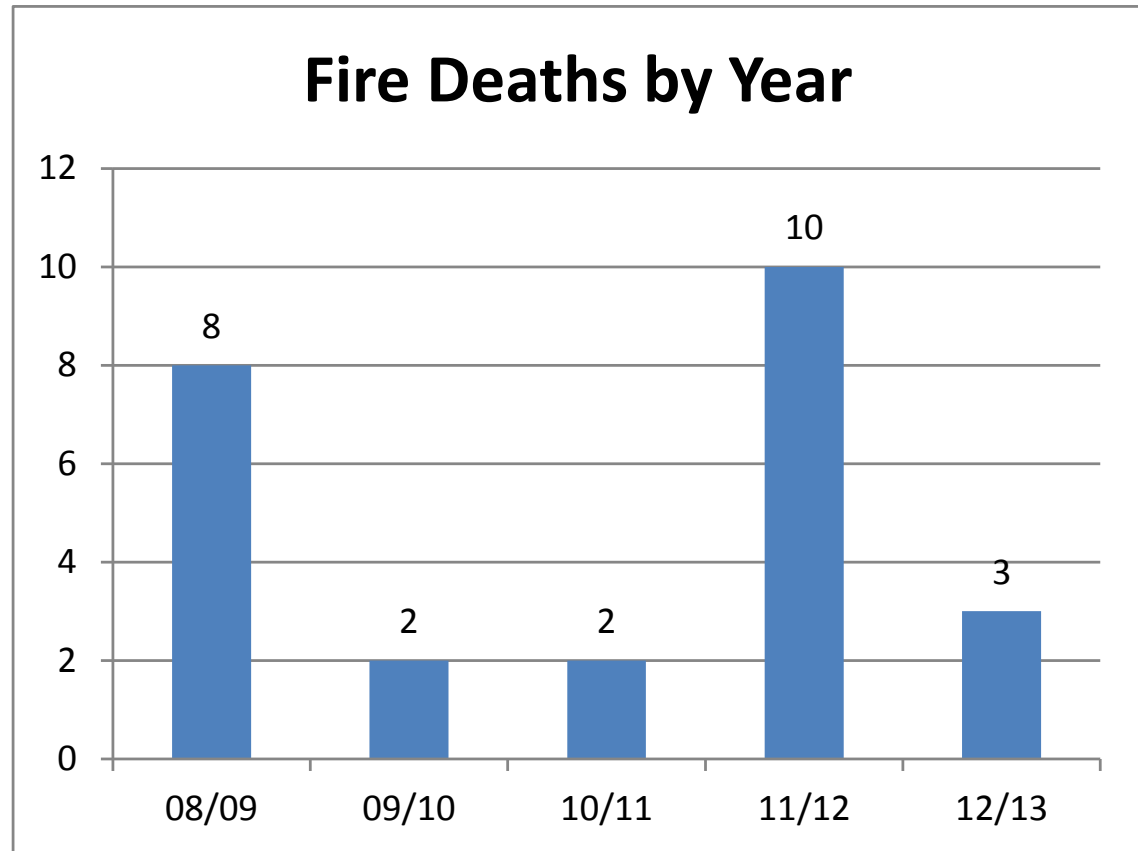
## Appendix A

11 years - 02/03 - 12/13

Year	Total
02/03	3
03/04	2
04/05	4
05/06	2
06/07	4
07/08	4
08/09	8
09/10	2
10/11	2
11/12	10
12/13	3
<b>Grand Total</b>	<b>44</b>

most recent 5 years - 08/09 - 12/13

Year	Total
08/09	8
09/10	2
10/11	2
11/12	10
12/13	3
<b>Grand Total</b>	<b>25</b>



11 years - 02/03 - 12/13

Fire station at time of call	Total
Staffed	31
Not Staffed	13
<b>Grand Total</b>	<b>44</b>

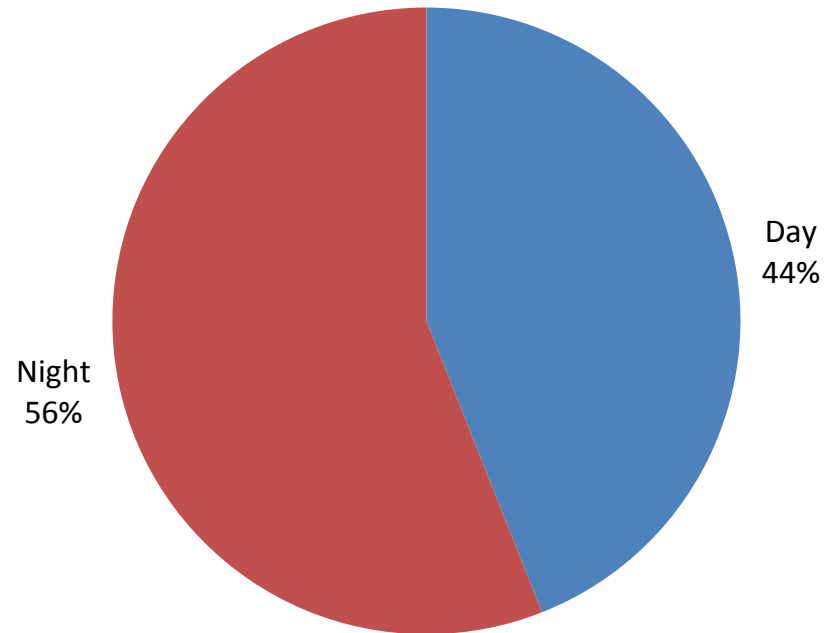
most recent 5 years - 08/09 - 12/13

Fire station at time of call	Total
Staffed	18
Not Staffed	7
<b>Grand Total</b>	<b>25</b>

2012/13 only

Fire station at time of call	Total
Staffed	0
Not Staffed	3
<b>Grand Total</b>	<b>3</b>

### Time of call - day or night



11 years - 02/03 - 12/13

most recent 5 years - 08/09 - 12/13

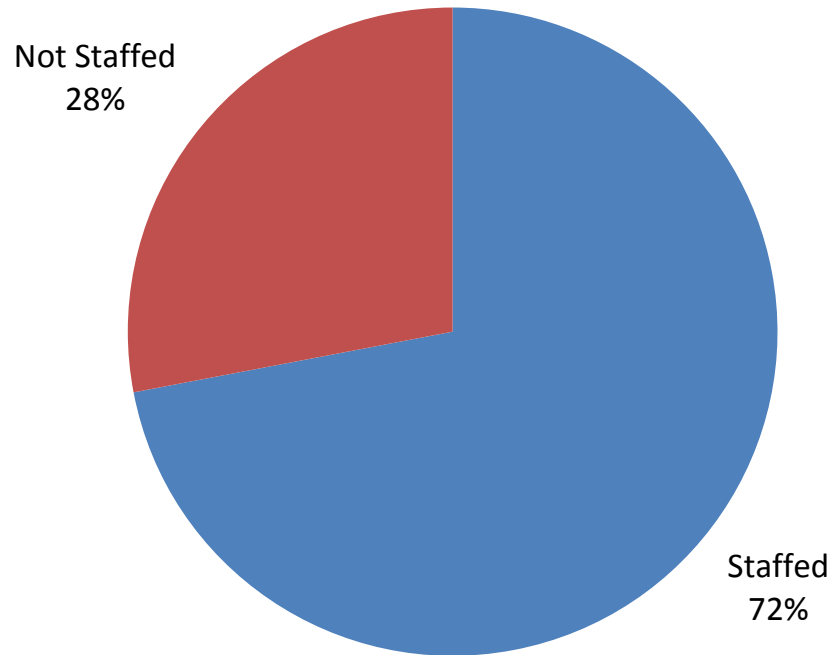
2012/13 only

Day or Night Shift	Total
Day	17
Night	27
<b>Grand Total</b>	<b>44</b>

Day or Night Shift	Total
Day	11
Night	14
<b>Grand Total</b>	<b>25</b>

Day or Night Shift	Total
Day	1
Night	2
<b>Grand Total</b>	<b>3</b>

### Fire station at time of call



11 years - 02/03 - 12/13

Borough		Total
Urban	Brighton & Hove	11
	Eastbourne	6
	Hastings	7
<b>Subtotal:</b>		<b>24</b>
Rural	Lewes	7
	Rother	6
	Wealden	7
<b>Subtotal:</b>		<b>20</b>
<b>Grand Total</b>		<b>44</b>

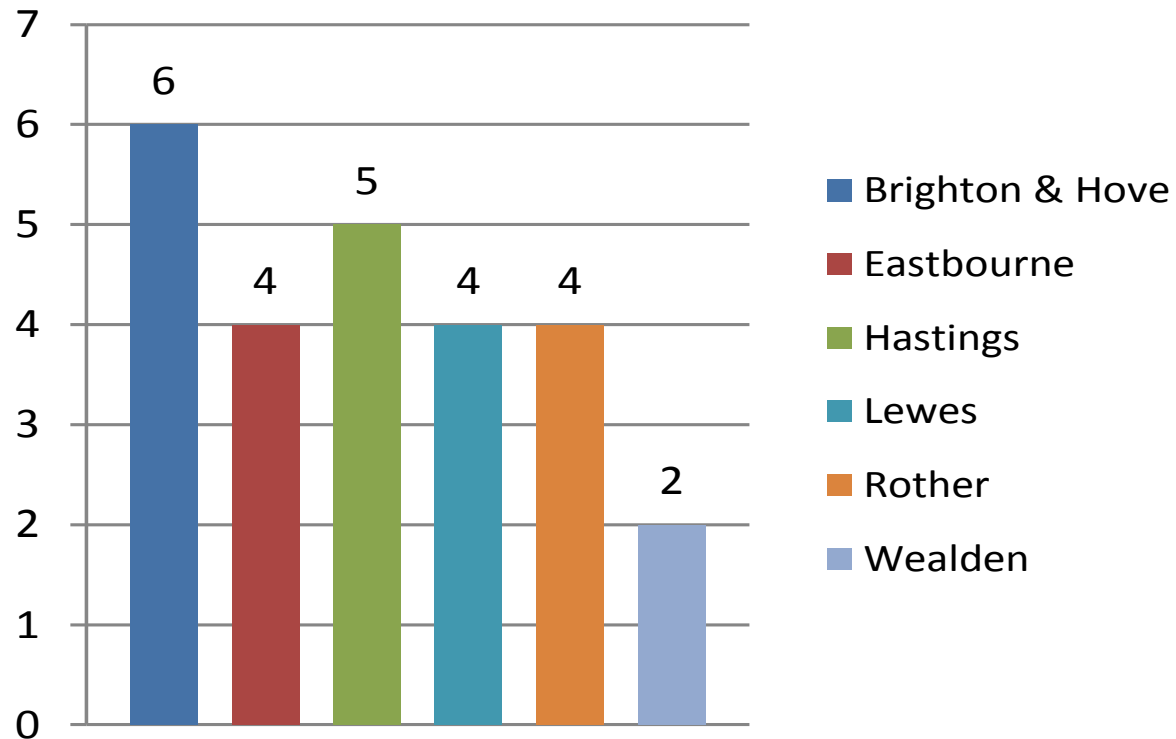
most recent 5 years - 08/09 - 12/13

Borough		Total
Urban	Brighton & Hove	6
	Eastbourne	4
	Hastings	5
<b>Subtotal:</b>		<b>15</b>
Rural	Lewes	4
	Rother	4
	Wealden	2
<b>Subtotal:</b>		<b>10</b>
<b>Grand Total</b>		<b>25</b>

2012/13 only

Borough		Total
Urban	Brighton & Hove	0
	Eastbourne	0
	Hastings	0
<b>Subtotal:</b>		<b>0</b>
Rural	Lewes	1
	Rother	1
	Wealden	1
<b>Subtotal:</b>		<b>3</b>
<b>Grand Total</b>		<b>3</b>

## Deaths by Borough





11 years - 02/03 - 12/13

Day of Week		Total
Weekday	Monday	4
	Tuesday	3
	Wednesday	6
	Thursday	8
	Friday	7
<b>Subtotal:</b>		<b>28</b>
W'end	Saturday	11
	Sunday	5
<b>Subtotal:</b>		<b>16</b>
<b>Grand Total</b>		<b>44</b>

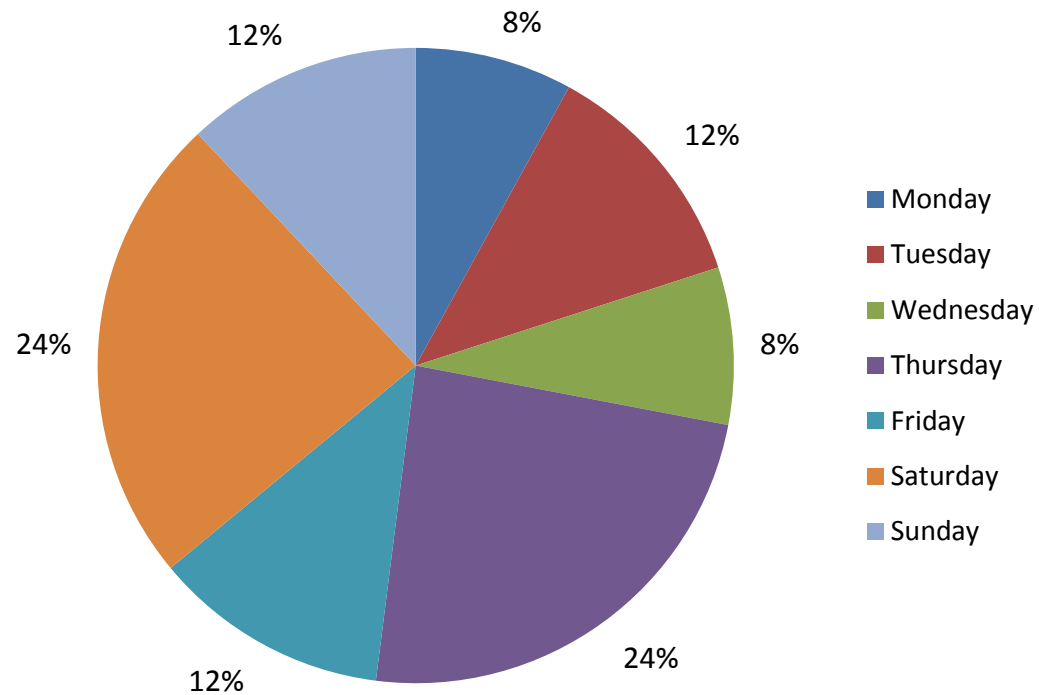
most recent 5 years - 08/09 - 12/13

Day of Week		Total
Weekday	Monday	2
	Tuesday	3
	Wednesday	2
	Thursday	6
	Friday	3
<b>Subtotal:</b>		<b>16</b>
W'end	Saturday	6
	Sunday	3
<b>Subtotal:</b>		<b>9</b>
<b>Grand Total</b>		<b>25</b>

2012/13 only

Day of Week		Total
Weekday	Monday	0
	Tuesday	0
	Wednesday	0
	Thursday	0
	Friday	3
<b>Subtotal:</b>		<b>3</b>
W'end	Saturday	0
	Sunday	0
<b>Subtotal:</b>		<b>0</b>
<b>Grand Total</b>		<b>3</b>

## Deaths by Day of Week



11 years - 02/03 - 12/13

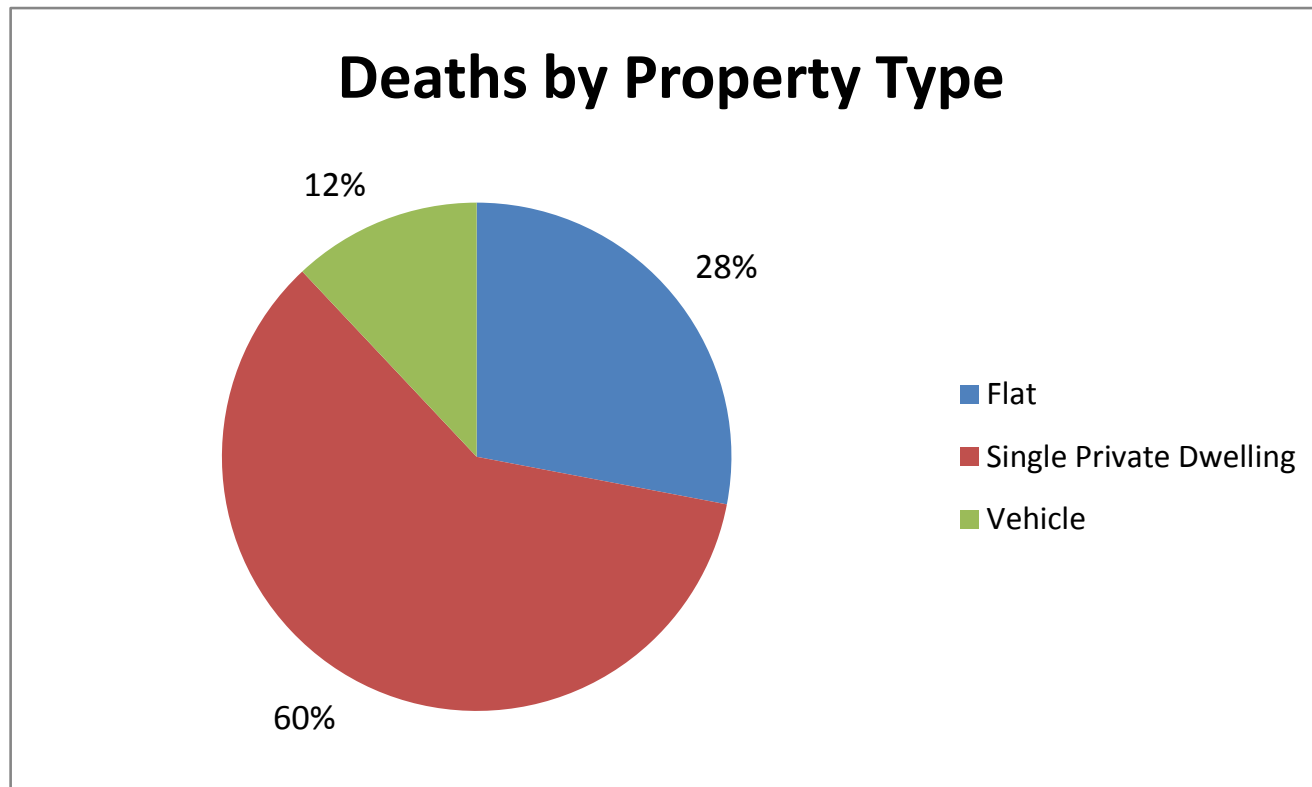
most recent 5 years - 08/09 - 12/13

2012/13 only

Type of Property	Total
Flat	14
Single Private Dwelling	26
Vehicle	4
<b>Grand Total</b>	<b>44</b>

Type of Property	Total
Flat	7
Single Private Dwelling	15
Vehicle	3
<b>Grand Total</b>	<b>25</b>

Type of Property	Total
Flat	0
Single Private Dwelling	2
Vehicle	1
<b>Grand Total</b>	<b>3</b>



11 years - 02/03 - 12/13

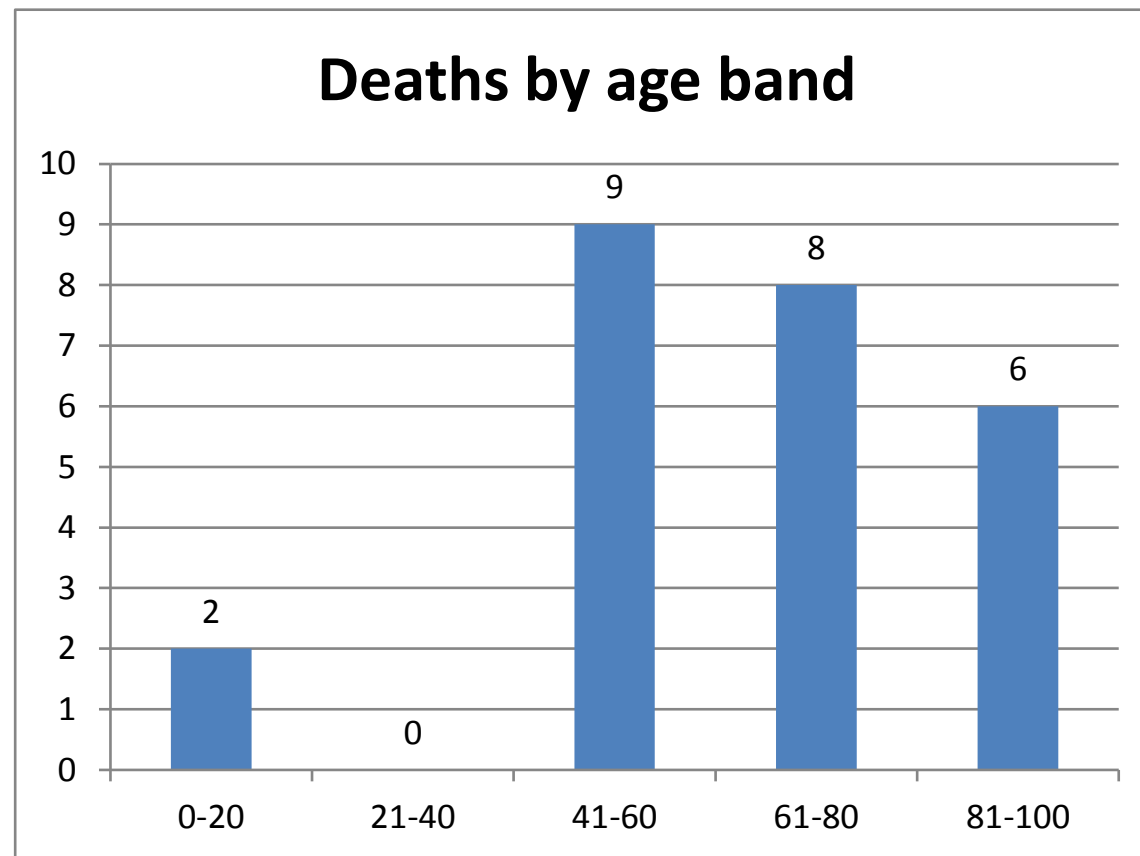
most recent 5 years - 08/09 - 12/13

2012/13 only

Age Band	Total
0-20	2
21-40	2
41-60	14
61-80	15
81-100	10
unknown	1
<b>Grand Total</b>	<b>44</b>

Age Band	Total
0-20	2
21-40	0
41-60	9
61-80	8
81-100	6
<b>Grand Total</b>	<b>25</b>

Age Band	Total
0-20	0
21-40	0
41-60	1
61-80	2
81-100	0
<b>Grand Total</b>	<b>3</b>





11 years - 02/03 - 12/13

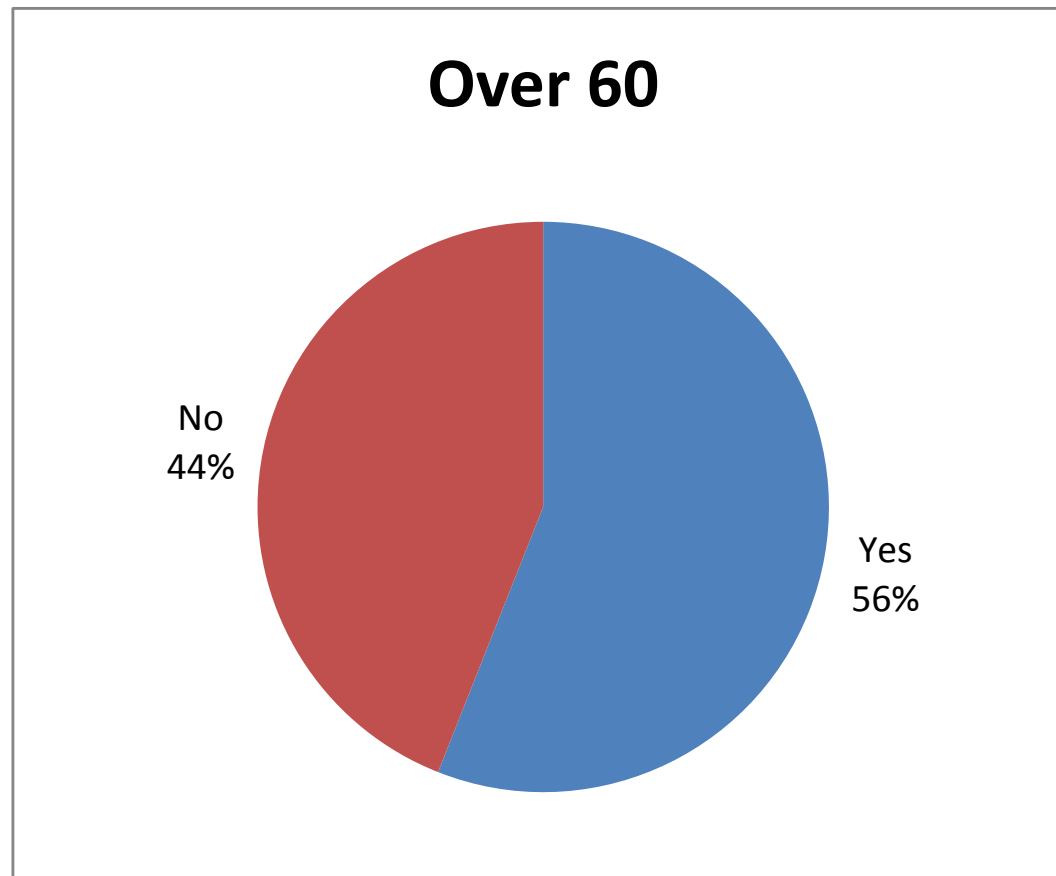
Over 60	Total
Yes	25
No	18
unknown	1
<b>Grand Total</b>	<b>44</b>

most recent 5 years - 08/09 - 12/13

Over 60	Total
Yes	14
No	11
<b>Grand Total</b>	<b>25</b>

2012/13 only

Over 60	Total
Yes	2
No	1
<b>Grand Total</b>	<b>3</b>



11 years - 02/03 - 12/13

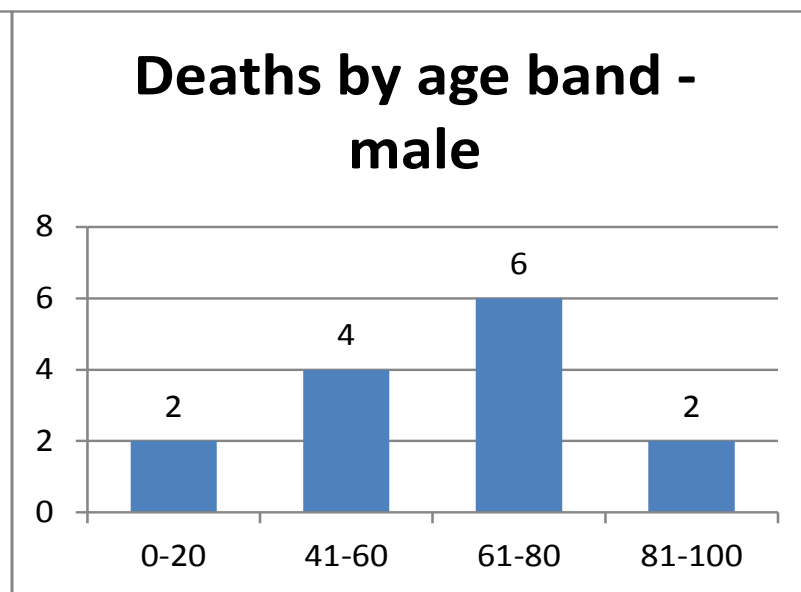
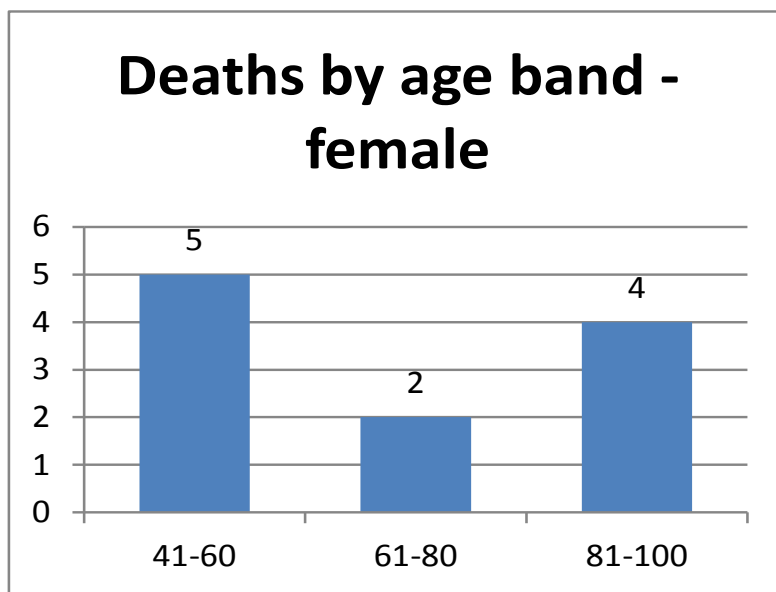
most recent 5 years - 08/09 - 12/13

2012/13 only

Age Band by Gender		Total
Female	41-60	7
	61-80	8
	81-100	8
Subtotal:		23
Male	0-20	2
	21-40	2
	41-60	7
	61-80	7
	81-100	2
	unknown	1
	Subtotal:	
Grand Total		44

Age Band by Gender		Total
Female	41-60	5
	61-80	2
	81-100	4
Subtotal:		11
Male	0-20	2
	41-60	4
	61-80	6
	81-100	2
	Subtotal:	
Grand Total		25

Age Band by Gender		Total
Female	41-60	1
	81-100	0
Subtotal:		1
Male	41-60	0
	61-80	2
	81-100	0
Subtotal:		2
Grand Total		3



11 years - 02/03 - 12/13

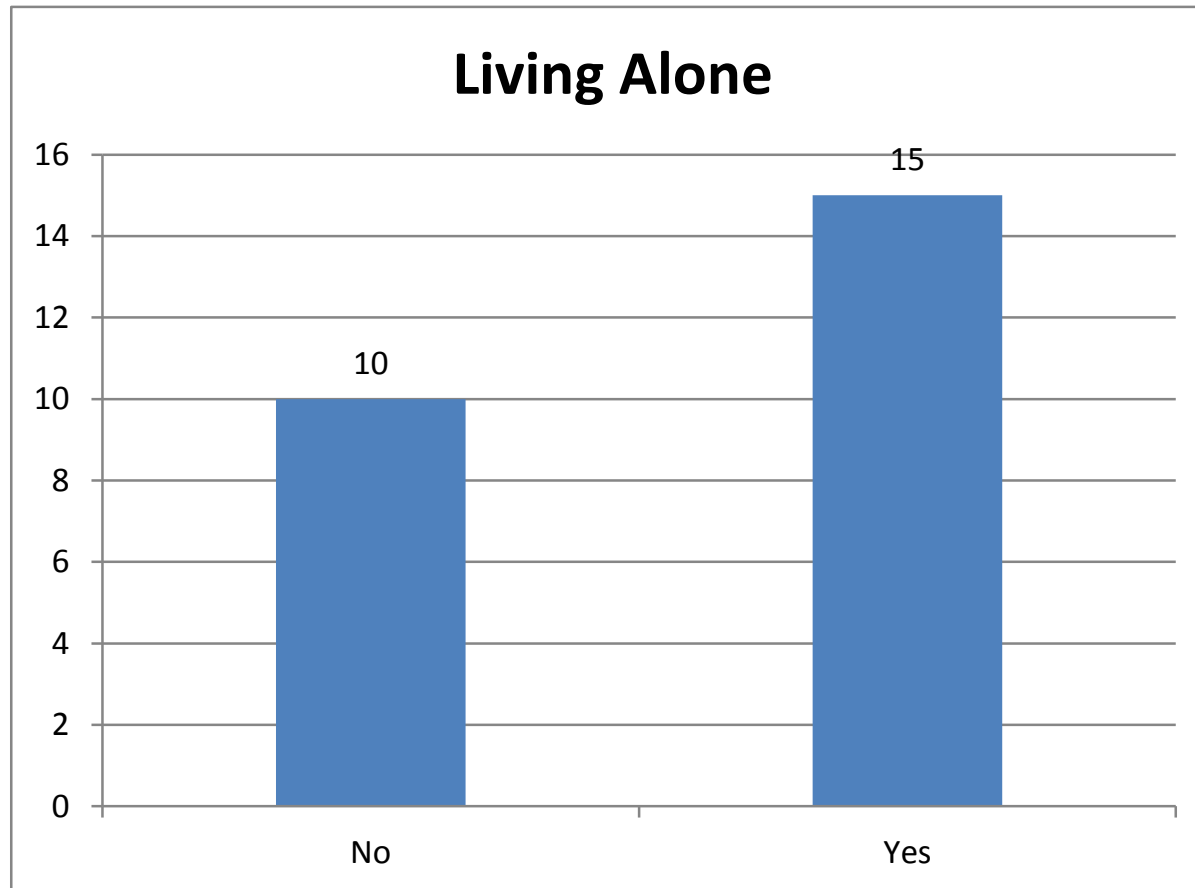
Lived Alone? (By Gender)		Total
No	Female	8
	Male	9
No		17
Yes	Female	15
	Male	12
Yes		27
Grand Total		44

most recent 5 years - 08/09 - 12/13

Lived Alone? (By Gender)		Total
No	Female	5
	Male	5
No		10
Yes	Female	6
	Male	9
Yes		15
Grand Total		25

2012/13 only

Lived Alone? (By Gender)		Total
No	Female	0
	Male	1
No		1
Yes	Female	1
	Male	1
Yes		2
Grand Total		3



11 years - 02/03 - 12/13

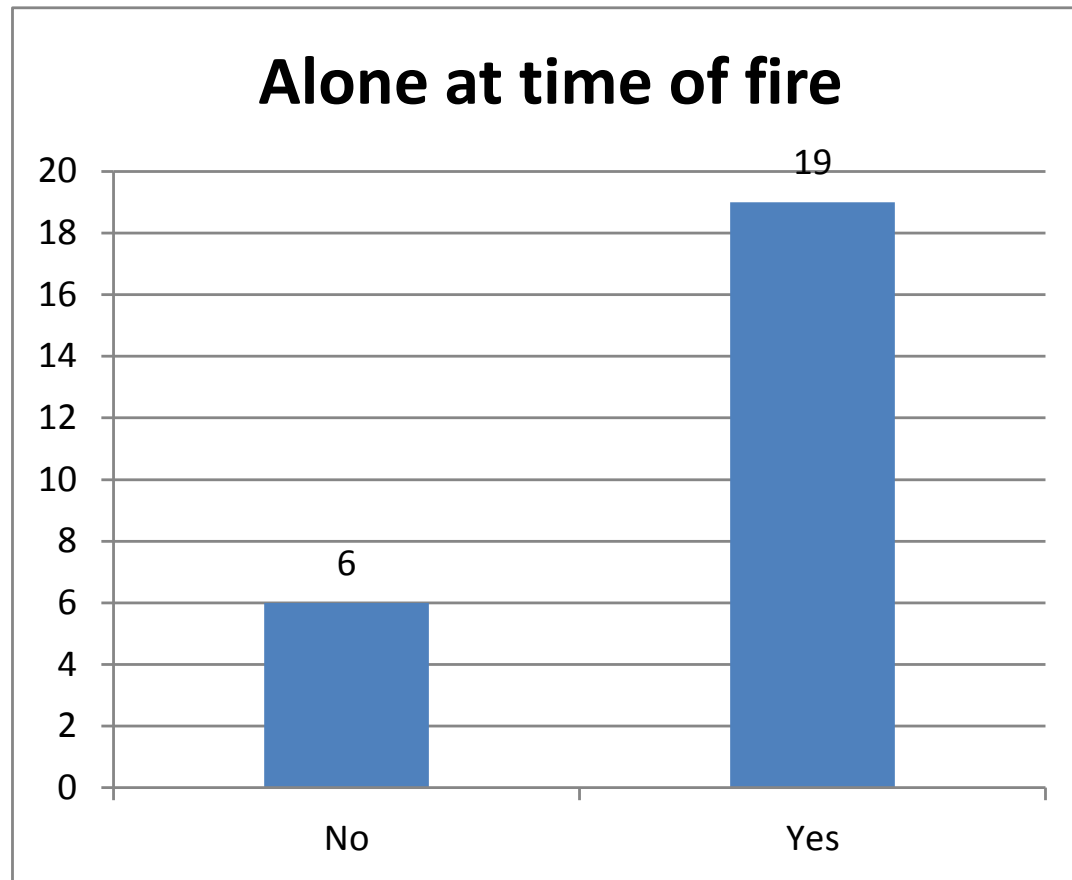
Alone at the time? (By Gender)		Total
No	Female	4
	Male	9
<b>No</b>		<b>13</b>
Yes	Female	18
	Male	12
		<b>30</b>
Unknown	Female	1
	Male	0
		<b>1</b>
<b>Yes</b>		<b>31</b>
<b>Grand Total</b>		<b>44</b>

most recent 5 years - 08/09 - 12/13

Alone at the time? (By Gender)		Total
No	Female	2
	Male	4
<b>No</b>		<b>6</b>
Yes	Female	9
	Male	10
<b>Yes</b>		<b>19</b>
<b>Grand Total</b>		<b>25</b>

2012/13 only

Alone at the time? (By Gender)		Total
No	Female	0
	Male	0
<b>No</b>		<b>0</b>
Yes	Female	1
	Male	2
<b>Yes</b>		<b>3</b>
<b>Grand Total</b>		<b>3</b>



11 years - 02/03 - 12/13

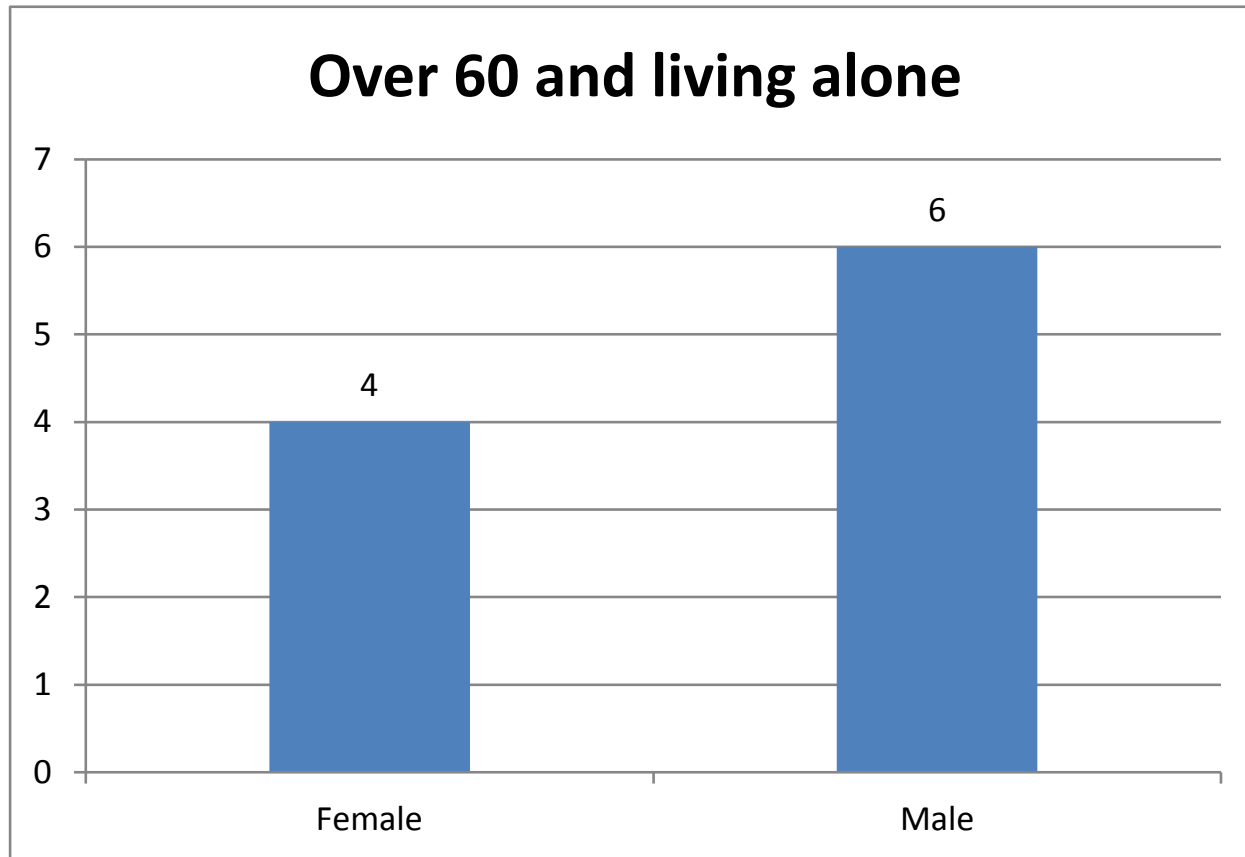
Over 60 and living alone	Total
Female	13
Male	8
<b>Grand Total</b>	<b>21</b>

most recent 5 years - 08/09 - 12/13

Over 60 and living alone	Total
Female	4
Male	6
<b>Grand Total</b>	<b>10</b>

2012/13 only

Over 60 and living alone	Total
Female	0
Male	1
<b>Grand Total</b>	<b>1</b>



11 years - 02/03 - 12/13

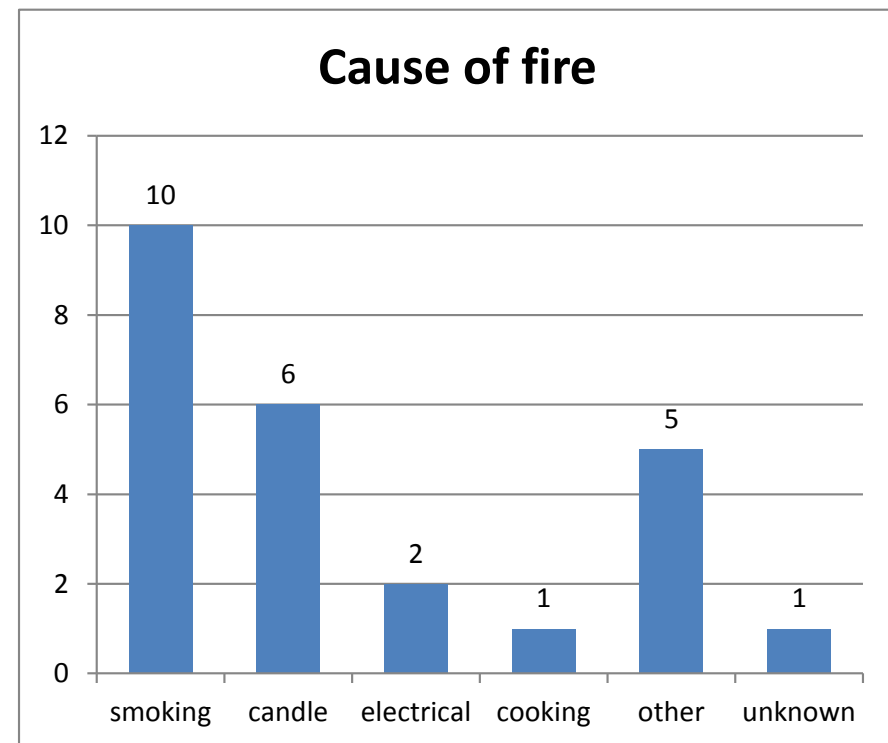
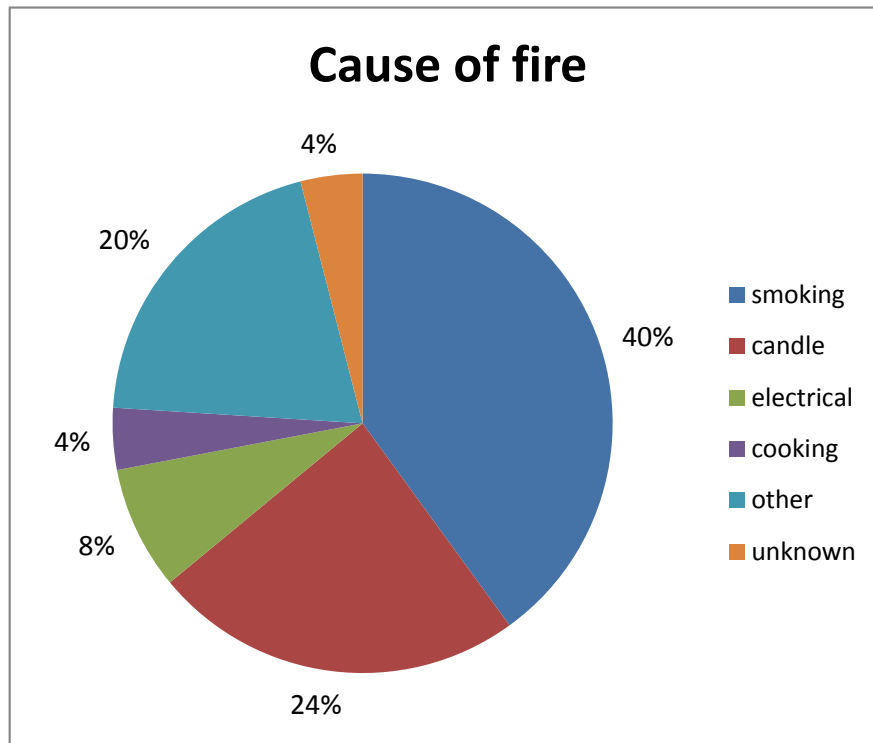
Cause of Fire	Total
smoking	19
candle	8
electrical	6
cooking	2
other	8
unknown	1
<b>Grand Total</b>	<b>44</b>

most recent 5 years - 08/09 - 12/13

Cause of Fire	Total
smoking	10
candle	6
electrical	2
cooking	1
other	5
unknown	1
<b>Grand Total</b>	<b>25</b>

2012/13 only

Cause of Fire	Total
smoking	1
candle	0
electrical	1
cooking	0
other	1
unknown	0
<b>Grand Total</b>	<b>3</b>



11 years - 02/03 - 12/13

Smoke Alarm	Present	Raised Alarm
Yes	29	13
No	9	
Unknown	6	
<b>Grand Total</b>	<b>44</b>	<b>13</b>

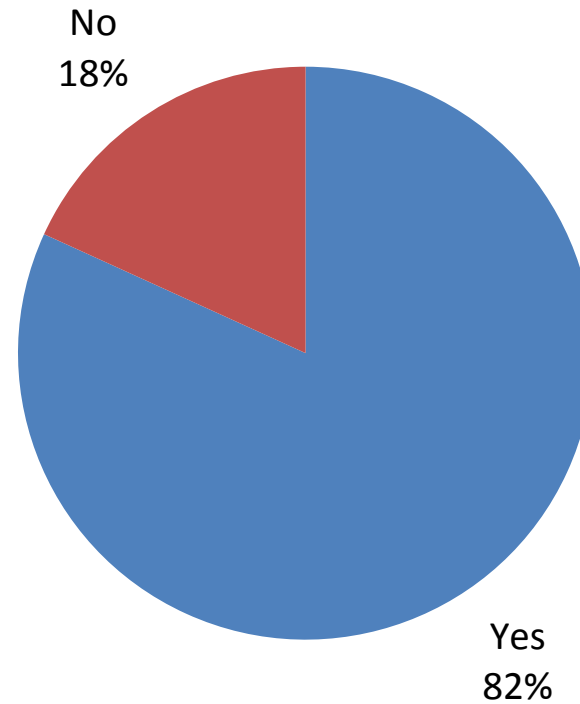
most recent 5 years - 08/09 - 12/13

Smoke Alarm	Present	Raised Alarm
Yes	18	7
No	4	
Unknown	3	
<b>Grand Total</b>	<b>25</b>	<b>7</b>

2012/13 only

Smoke Alarm	Present	Raised Alarm
Yes	3	1
No	0	
Unknown	0	
<b>Grand Total</b>	<b>3</b>	<b>1</b>

## Smoke Alarm present

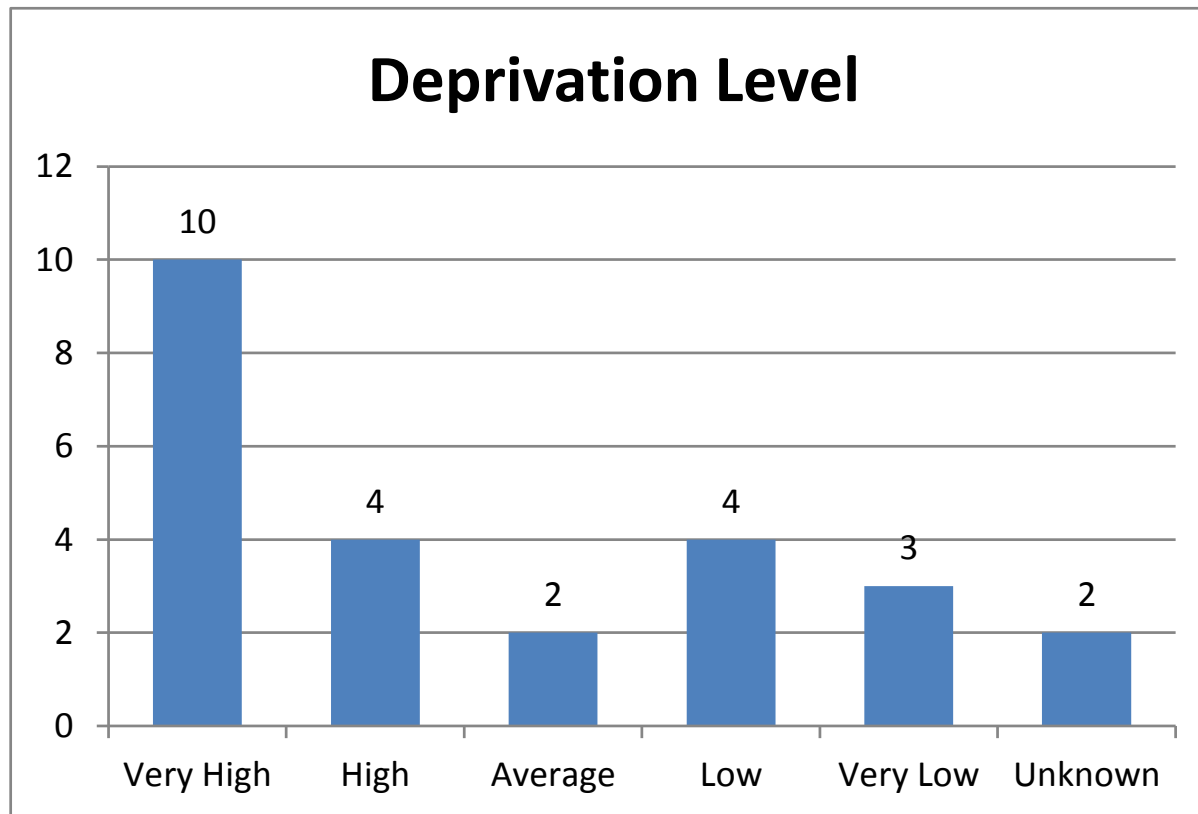


most recent 5 years - 08/09 - 12/13

2012/13 only

Deprivation Level	
Very High	10
High	4
Average	2
Low	4
Very Low	3
Unknown	2
<b>Grand Total</b>	<b>25</b>

Deprivation Level	
Very High	0
High	1
Average	0
Low	1
Very Low	1
Unknown	0
<b>Grand Total</b>	<b>3</b>



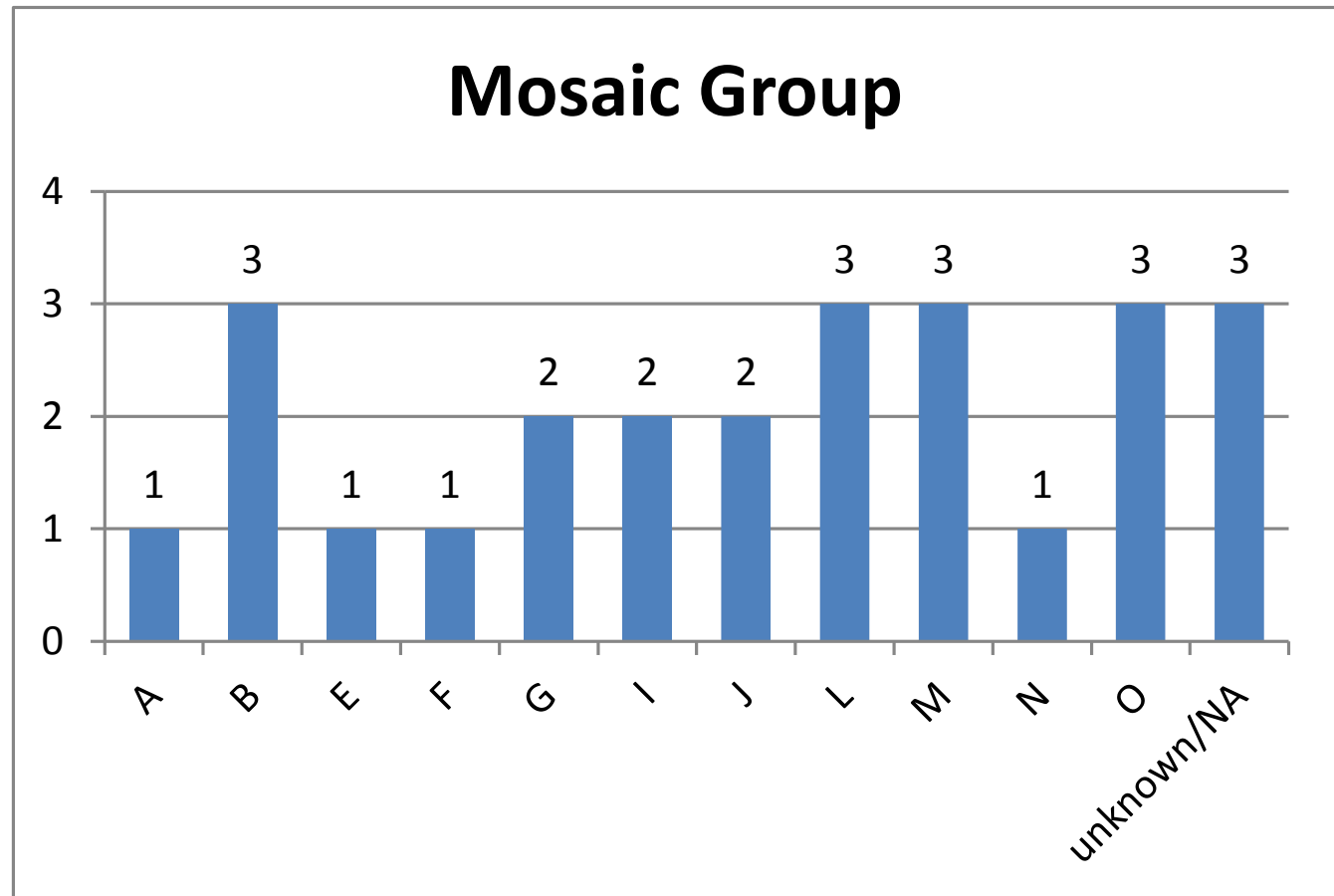


most recent 5 years - 08/09 - 12/13

2012/13 only

Mosaic Group	
A	1
B	3
E	1
F	1
G	2
I	2
J	2
L	3
M	3
N	1
O	3
unknown/NA	3
<b>Grand Total</b>	<b>25</b>

Mosaic Group	
F	1
L	2
<b>Grand Total</b>	<b>3</b>



11 years - 02/03 - 12/13

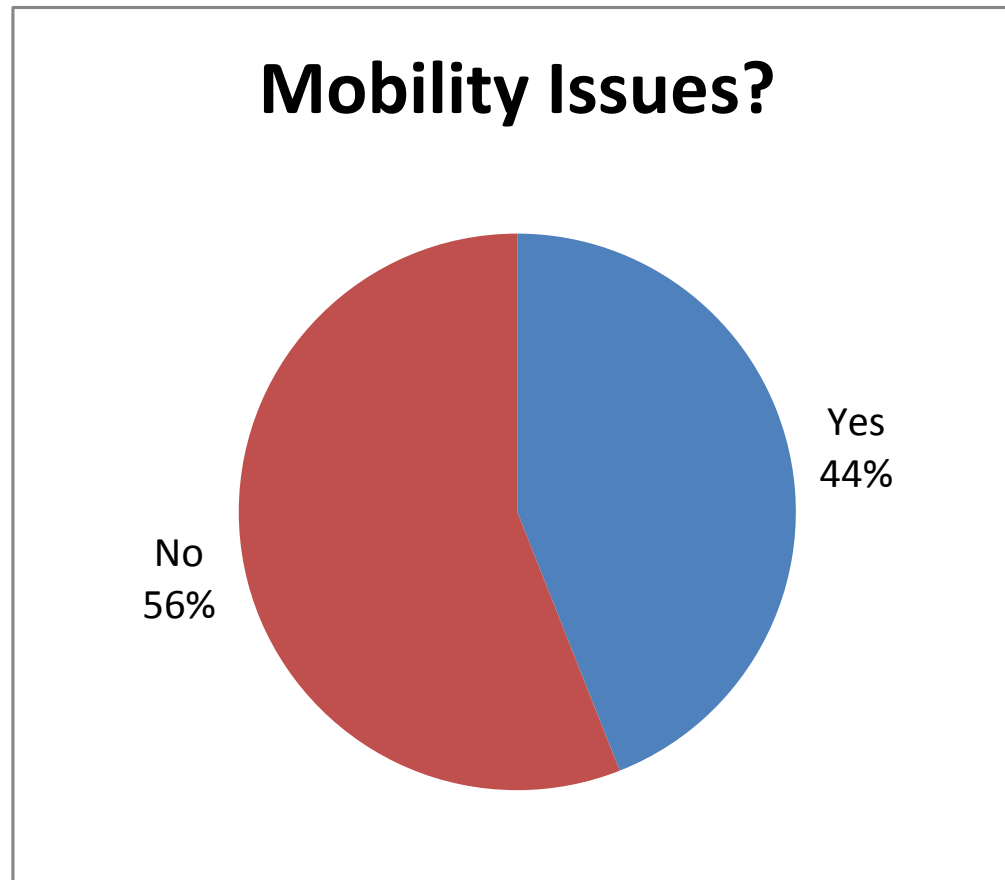
Mobility Issues?	Total
Yes	18
No	26
<b>Grand Total</b>	<b>44</b>

most recent 5 years - 08/09 - 12/13

Mobility Issues?	Total
Yes	11
No	14
<b>Grand Total</b>	<b>25</b>

2012/13 only

Mobility Issues?	Total
Yes	2
No	1
<b>Grand Total</b>	<b>3</b>





More people die in fires caused by smoking than in fires caused by anything else.

**Make sure your cigarettes are out before you go to bed**

For Free Fire Safety Advice call:  
**0800 177 7069**

Vulnerable members of the community may even qualify for free smoke alarms, which are supplied and fitted by the Fire & Rescue Service.

Website: [www.esfrs.org](http://www.esfrs.org) Email: [homefire.safetyvisits@esfrs.org](mailto:homefire.safetyvisits@esfrs.org)



**East Sussex**  
Fire & Rescue Service



# Want to quit smoking?

We can help.

Sign up with your local NHS Stop Smoking Service and you'll get local advice and support that really works to help you quit for good. In fact you'll be up to 4 times more likely to quit with our support than going it alone.

To find out more about services in your area call East Sussex Stop Smoking Service on **0800 917 8896** or visit [www.stopsmokingineastsussex.co.uk](http://www.stopsmokingineastsussex.co.uk)

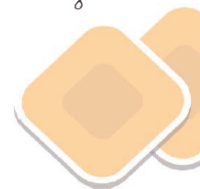
Because life's better smokefree.



**Do you qualify for Free Nicotine Replacement Therapy Products?**

If you don't pay for prescription charges, you will qualify for Free\* Stop Smoking therapies including Nicotine Replacement Products!

\*Present this coupon to an NHS East Sussex Smoking Advisor. Offer at participating pharmacies and clinics. You must live or work in East Sussex and be aged 12 or over. Promoter: NHS East Sussex



**SMOKEFREE**