



**East Sussex**  
Fire & Rescue Service

---

# East Sussex Fire & Rescue Service School Fire Safety Visit 2011-12

September 2012



As with all our studies, findings from this survey are subject to Opinion Research Services Standard Terms and Conditions of Contract

Any press release or publication of the findings of this survey requires the advance approval of ORS. Such approval will only be refused on the grounds of inaccuracy or misrepresentation

# Contents

1. Project Overview .....	5
The Survey .....	5
Survey Response.....	5
Interpretation of the Data .....	5
2. Executive Summary .....	7
Summary of Main Findings .....	7
The Visit .....	7
The Presenter .....	7
Visual Aids.....	7
Communication .....	8
Pupils .....	8
Overall Satisfaction.....	8
3. The Visit .....	9
4. The Presenter .....	11
5. Visual Aids.....	13
6. Communication .....	15
7. Pupils .....	16
8. Follow Up.....	19
9. Overall Satisfaction.....	20
10. List of Figures.....	22

# The ORS Project Team

## Project Design and Management

Dale Hall

Anna Shakeshaft

Ciara Small

Hannah Champion

## Fieldwork Management

Kirsty Millbank

Leanne Hurlow

## Data Services

Leanne Hurlow

Michael King

## Data Analysis

Richard Harris

Joe Marchant

Jonathan Jones

## Report Author

Hannah Champion

# 1. Project Overview

## The Survey

- 1.1 Opinion Research Services was commissioned by East Sussex Fire & Rescue Service (ESFRS) to undertake a School Fire Safety Visit survey in 2011/12.
- 1.2 Between 1st September, 2011 and 10th August, 2012 ESFRS distributed questionnaires to teachers and other school officials of pupils who received the Fire Safety Visit.
- 1.3 The survey contained questions on the following topics:
  - The Visit
  - The Presenter
  - Visual Aids
  - Communication
  - Pupils
  - Follow up
  - Overall Satisfaction
- 1.4 It must be remembered that the results represent only the views of those who responded to the survey. These views are unlikely to be fully representative, but they are likely to broadly reflect the experiences of those people who received a School Fire Safety Visit.

## Survey Response

- 1.1 The cut-off date for returned questionnaires was 10th August, 2012. 128 completed questionnaires were returned.

## Interpretation of the Data

- 1.2 Where percentages do not sum to 100, this may be due to computer rounding, the exclusion of “don’t know” categories, or multiple answers. Throughout the volume an asterisk (\*) denotes any value less than half a per cent.
- 1.3 In some cases figures of 2% or below have been excluded from graphs.
- 1.4 Graphics are used extensively in this report to make it as user friendly as possible. The pie charts and other graphics show the proportions (percentages) of residents making relevant responses. Where possible, the colours of the charts have been standardised with a ‘traffic light’ system in which:

- Green shades represent positive responses
- Beige and purple/blue shades represent neither positive nor negative responses
- Red shades represent negative responses
- The bolder shades are used to highlight responses at the 'extremes', for example, very satisfied or very dissatisfied.

## 2. Executive Summary

### Summary of Main Findings

2.1 The following paragraphs selectively highlight some key issues, but readers are referred to the detailed graphics for the full story. The suite of ORS reports also includes full cross tabulations.

#### The Visit

2.2 More than 9 in 10 (93%) respondents reported that the original appointment for the visit was kept by ESFRS personnel. When the 7% who said that the original appointment was not kept were asked why this was, respondents mainly said this was due to school needing rearrange, the FRS double booking and illness.

2.3 More than 9 in 10 (95%) respondents agree that arrangements for the visit were easy to make. 1% (1 respondents) said that they disagree that this was the case.

2.4 The majority of respondents reported that key stage 1 (77%) and key stage 2 (70%) pupils participated in the School Fire Safety visit, while only 1% said that reception were involved. No other year groups were reported to have been involved in the visit/

#### The Presenter

2.5 99% of respondents agree that the presenter(s) engaged with the group, was/were professional and well informed while 98% agree that they was/were approachable.

2.6 1% (one respondent) disagree the presenter(s) engaged with the group.

#### Visual Aids

2.7 All respondents agree that any visual aids and support material used during the visit were: appropriate to the lesson.

2.8 Almost all respondents agree that the visual aids and support material were appropriate to the age of the class (98%) and were helpful (97%).

2.9 No respondents said that disagree with any of the questions relating to visual aids and support materials used.

## Communication

- 2.10 All respondents agree that the information was well communicated to the year groups involved in the visit (reception, key stage 1 and key stage 3).
- 2.11 In particular, all respondents strongly agree that the information was communicated well to reception pupils.

## Pupils

- 2.12 All respondents agree that the pupils understood what they were being taught and that the overall lesson was appropriate for the age of the class. Furthermore, over four fifths (84% and 83%, respectively) said that they strongly agree with these two aspects of the visit.
- 2.13 The vast majority of respondents agree that the pupils could remember what they had been taught (99%), were interested (98%) and that the message was communicated well (98%).

## Follow Up

- 2.14 Around 9 in 10 (89%) of respondents reported that they will carry out any follow-up activities with their class, while 11% said that they will not.
- 2.15 Respondents who said that they will carry out follow-up activities said that they planned to undertake: discussions about what pupils have learnt, escape routes etc; fire safety homework; posters; reinforcement and reminders of what the pupils have been taught; 'stop, drop and role' learning exercises; teaching pupils their addresses; using the worksheets provided by the Fire Safety visit presenter.

## Overall Satisfaction

- 2.16 Positively, all respondents are satisfied with the School Fire Safety Visit, with more than four fifth (86%) saying that they are very satisfied.



# 3. The Visit

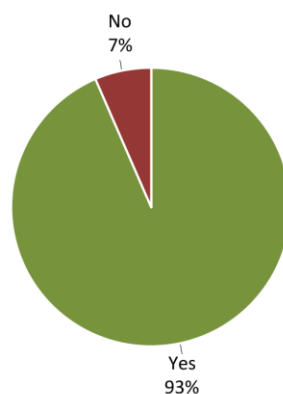
## Results

3.1 More than 9 in 10 (93%) respondents reported that the original appointment for the visit was kept by ESFRS personnel, while only 7% said that it was not.

3.2 Text responses show that reasons for the appointment not being kept included the school needing to rearrange, illness and requests from ESFRS to rearrange. Text comments included:

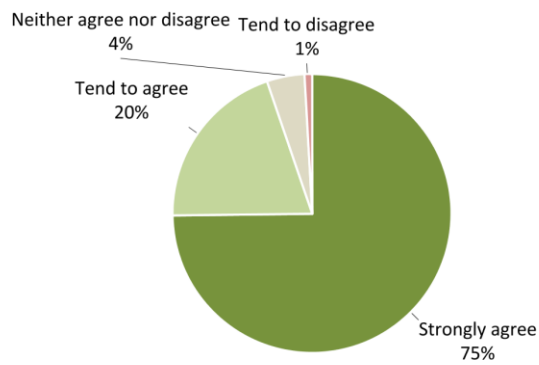
- *But we were told in advance and rearranged.*
- *Changed at school request.*
- *Fire service double booking.*
- *I had to change it.*
- *Not sure as I was not involved in the organisation.*
- *Original date we had Ofsted.*
- *Presenter was ill*
- *We had to rearrange because we had other things going on in school.*

Figure 1: Was the original appointment for the School Fire Safety visit kept by the Fire & Rescue Service personnel?  
Base: All Respondents (123)



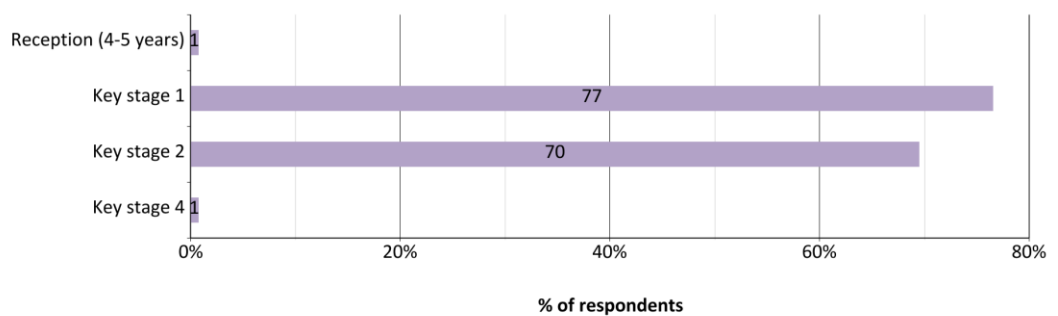
- 3.3 95% of respondents agree that arrangements for the visit were easy to make, while 4% neither agree nor disagree and only 1% disagree.

**Figure 2: Do you agree or disagree that arrangements for the visit were easy to make?**  
Base: All Respondents (115)



- 3.4 7 in 10 or more respondents reported that key stage 1 (77%) and key stage 2 (70%) year groups participated in the visit. Only a very small proportion (1%) of reception and key stage 4 year groups were involved.

**Figure 3: Please indicate the year groups involved in the School Fire Safety visit**  
Base: All respondents (128)

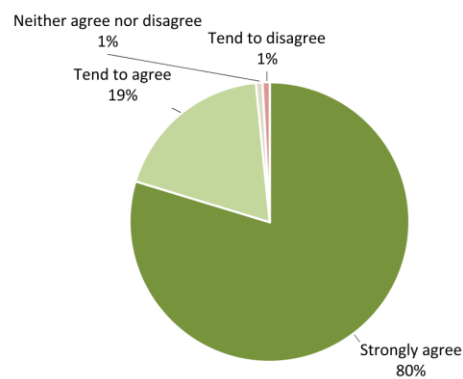


## 4. The Presenter

### Results

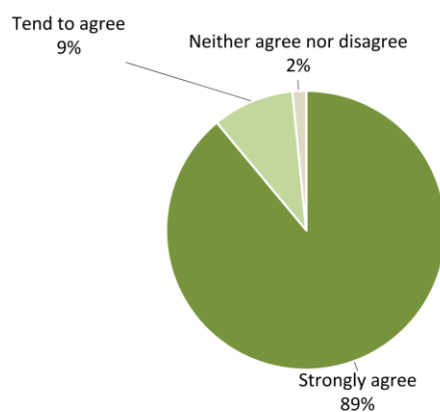
- 4.1 Almost all (99%) respondents agree that the presenter(s) engaged with the group. 1% (1 respondent) said that they disagree.

Figure 4: Do you agree or disagree that the presenter/s engaged with the group?  
Base: All Respondents (128)



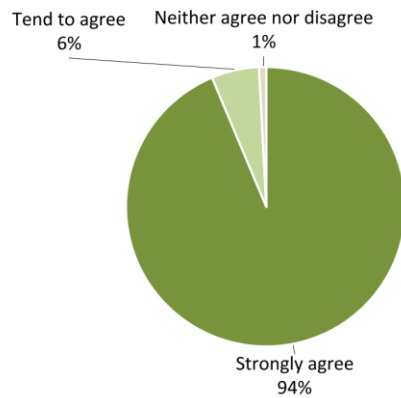
- 4.2 The vast majority (98%) of respondents agree that the presenter(s) was/were approachable, with 89% of these saying that they strongly agree.

Figure 5: Do you agree or disagree that the presenter/s was/were approachable?  
Base: All Respondents (127)



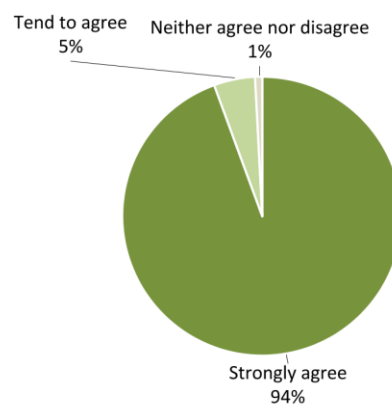
- 4.3 99% of respondents agree that the presenter(s) was/were professional, of which 94% strongly agree.

**Figure 6: Do you agree or disagree that the presenter/s was/were professional?**  
Base: All Respondents (127)



- 4.4 Almost all (99%) respondents agree that the presenter(s) was/were well informed, with more than 9 in 10 (94%) saying that they strongly agree.

**Figure 7: Do you agree or disagree that the presenter/s was/were well informed?**  
Base: All Respondents (126)



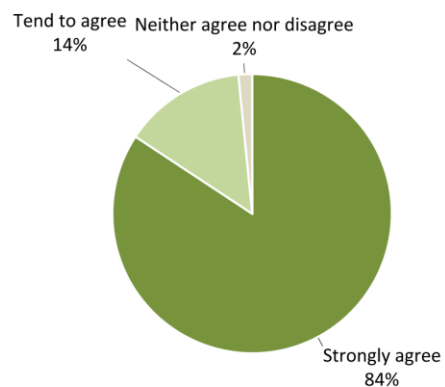
# 5. Visual Aids

## Results

<sup>5.1</sup> 98% of respondents agree that any visual aids and support material used during the visit were appropriate to the age of the class, while 2% neither agree nor disagree.

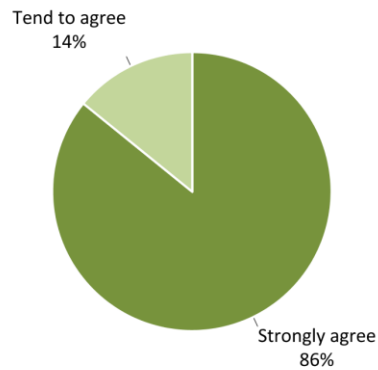
**Figure 8: Do you agree or disagree with the following statements about the School Fire Safety visit? Any visual aids and support material were appropriate to the age of the class**

Base: All Respondents (127)



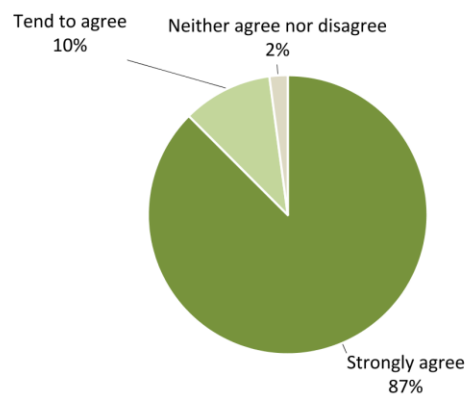
- 5.2 All respondents agree that any visual aids and support material used during the visit were appropriate to the lesson.

Figure 9: Do you agree or disagree with the following statements about the School Fire Safety visit? Any visual aids and support material were appropriate to the lesson  
Base: All Respondents (127)



- 5.3 Almost all (97%) of respondents agree that any visual aids and support material used during the visit were helpful, of which a large proportion (87%) strongly agree.

Figure 10: Do you agree or disagree with the following statements about the School Fire Safety visit? Any visual aids and support material were helpful  
Base: All Respondents (48)

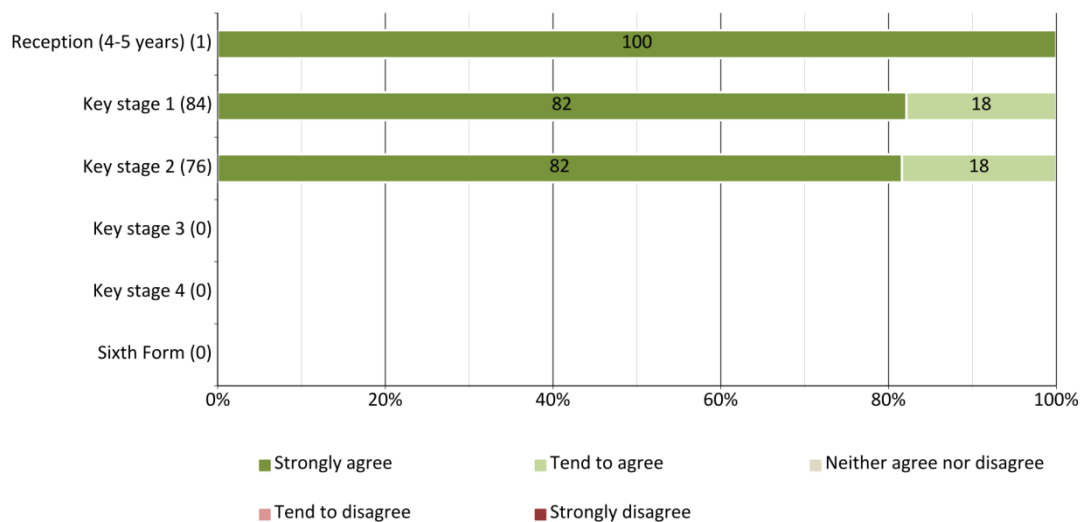


# 6. Communication

## Results

6.1 Positively, all respondents feel that the information was communicated well to the year groups that were involved in the visit. Furthermore, all respondents strongly agree that information was communicated well to reception pupils.

Figure 11: Please indicate how well you felt the information was communicated to the year groups involved in the visit  
Base: Number of respondents in brackets

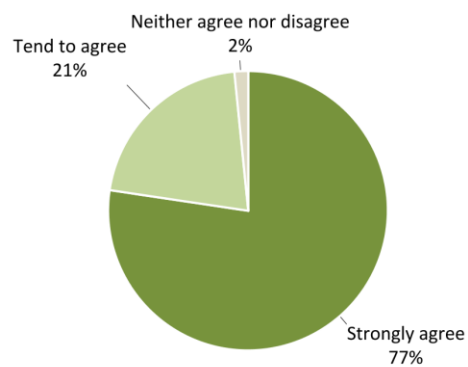


# 7. Pupils

## Results

7.1 98% of respondents agree that the pupils were interested in the visit and 2% neither agree nor disagree.

Figure 12: Do you agree or disagree with the following statements about the School Fire Safety visit? The pupils were interested  
Base: All Respondents (128)

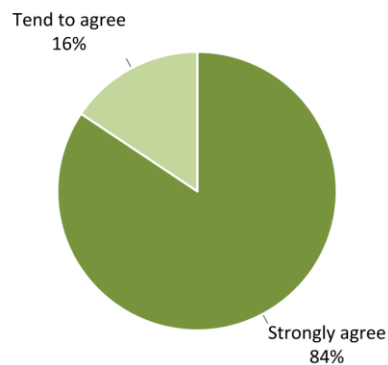




- 7.2 All respondents agree that the pupils understood what they were being taught, with more than four fifths (84%) saying with that they strongly agree.

Figure 13: Do you agree or disagree with the following statements about the School Fire Safety visit? The pupils understood what they were being taught

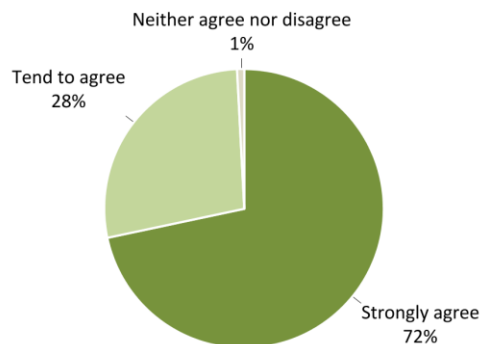
Base: All Respondents (128)



- 7.3 With regards to after the visit had finished, nearly all (99%) respondents said that the pupils could remember what they had been taught.

Figure 14: Do you agree or disagree with the following statements about the School Fire Safety visit? Afterwards, the pupils could remember what they had been taught

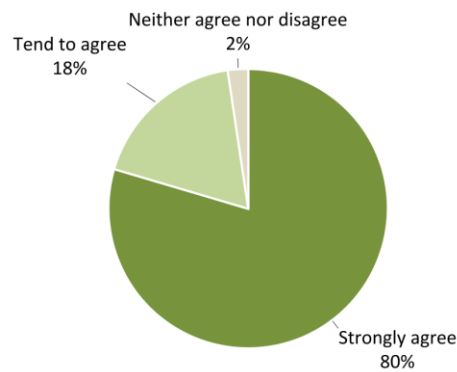
Base: All Respondents (127)



- 7.4 98% of respondents agree that the Fire Safety visit's message was communicated well to all pupils in the class, while 2% neither agree nor disagree.

Figure 15: Do you agree or disagree with the following statements about the School Fire Safety visit? The message was communicated well to all pupils in the class

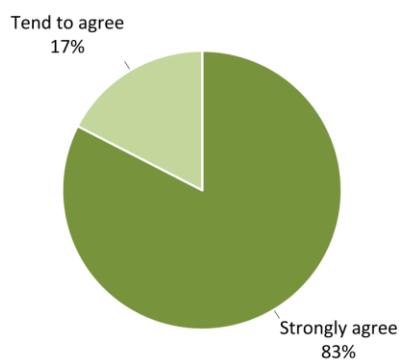
Base: All Respondents (127)



- 7.5 All respondents feel that the overall lesson was appropriate for the age of the class, of which more than four fifths (83%) strongly agree.

Figure 16: Do you agree or disagree with the following statements about the School Fire Safety visit? The overall lesson was appropriate for the age of the class

Base: All Respondents (126)



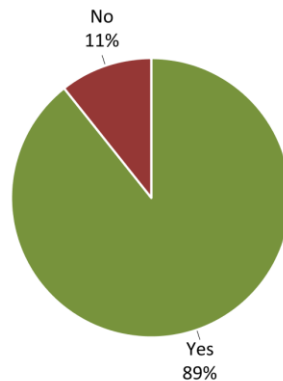
# 8. Follow Up

## Results

- 8.1 Around 9 in 10 (89%) of respondents reported that they will carry out follow-up activities with their class, while around 1 in 10 (11%) said that they will not.

Figure 17: Will you carry out any follow-up activities with your class?

Base: All Respondents (103)



- 8.2 Text comments suggest that the most likely follow-up activities include: discussions about what pupils have learnt, escape routes etc; fire safety homework; posters; reinforcement and reminders of what the pupils have been taught; 'stop, drop and role' learning exercises; teaching pupils their addresses; using the worksheets provided by the Fire Safety visit presenter.

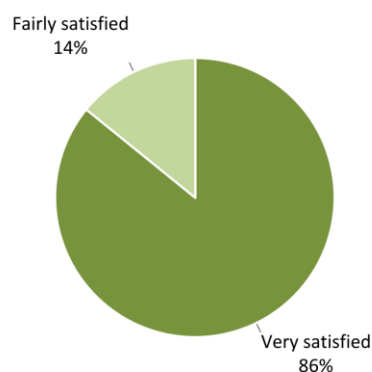
# 9. Overall Satisfaction

## Results

9.1 Positively, all respondents reported that overall they were satisfied with the School Fire Safety visit, with 86% saying that they were very satisfied.

Figure 18: Overall, how satisfied or dissatisfied are you with the School Fire Safety visit?

Base: All Respondents (127)



9.2 When asked to provide any other comments, respondents were very positive about the visit, with many comments thanking ESFRS for their time and for the valuable lesson taught to the children. However, there were also some comments relating to things that could be improved. Example comments include:

- *Really interesting and covered the important areas of fire safety.*
- *Thank you very much, the children enjoyed the visit and learnt from it.*
- *The children loved having a visitor in and were keen to talk about everything they had learnt. The pace / activities were brilliant and delivered in an informative and enjoyable way.*
- *A very enjoyable meeting and all children were engaged with the speaker. Thank you very much.*
- *40 minutes would be a more appropriate time for ks1.*

- *The visit was at a horrendously busy time of the year so i would have preferred it to be at a different time as tests, moderation, collection last evidence of work etc. Perhaps the teachers could be offered a choice of dates? A good visit, thank you!*
- *We were only given two date choices, very late on in term five and our diary was already very full.*

## 10. List of Figures

<b>Figure 1: Was the original appointment for the School Fire Safety visit kept by the Fire &amp; Rescue Service personnel? Base: All Respondents (123) .....</b>	<b>9</b>
<b>Figure 2: Do you agree or disagree that arrangements for the visit were easy to make? Base: All Respondents (115) .....</b>	<b>10</b>
<b>Figure 3: Please indicate the year groups involved in the School Fire Safety visit.....</b>	<b>10</b>
<b>Figure 4: Do you agree or disagree that the presenter/s engaged with the group? Base: All Respondents (128) .....</b>	<b>11</b>
<b>Figure 5: Do you agree or disagree that the presenter/s was/were approachable? Base: All Respondents (127) .....</b>	<b>11</b>
<b>Figure 6: Do you agree or disagree that the presenter/s was/were professional? Base: All Respondents (127) .....</b>	<b>12</b>
<b>Figure 7: Do you agree or disagree that the presenter/s was/were well informed? Base: All Respondents (126) .....</b>	<b>12</b>
<b>Figure 8: Do you agree or disagree with the following statements about the School Fire Safety visit? Any visual aids and support material were appropriate to the age of the class Base: All Respondents (127) .....</b>	<b>13</b>
<b>Figure 9: Do you agree or disagree with the following statements about the School Fire Safety visit? Any visual aids and support material were appropriate to the lesson Base: All Respondents (127) .....</b>	<b>14</b>
<b>Figure 10: Do you agree or disagree with the following statements about the School Fire Safety visit? Any visual aids and support material were helpful Base: All Respondents (48) .....</b>	<b>14</b>
<b>Figure 11: Please indicate how well you felt the information was communicated to the year groups involved in the visit Base: Number of respondents in brackets .....</b>	<b>15</b>
<b>Figure 12: Do you agree or disagree with the following statements about the School Fire Safety visit? The pupils were interested Base: All Respondents (128).....</b>	<b>16</b>
<b>Figure 13: Do you agree or disagree with the following statements about the School Fire Safety visit? The pupils understood what they were being taught Base: All Respondents (128) .....</b>	<b>17</b>
<b>Figure 14: Do you agree or disagree with the following statements about the School Fire Safety visit? Afterwards, the pupils could remember what they had been taught Base: All Respondents (127) .....</b>	<b>17</b>

<b>Figure 15: Do you agree or disagree with the following statements about the School Fire Safety visit? The message was communicated well to all pupils in the class Base: All Respondents (127) .....</b>	<b>18</b>
<b>Figure 16: Do you agree or disagree with the following statements about the School Fire Safety visit? The overall lesson was appropriate for the age of the class Base: All Respondents (126) .....</b>	<b>18</b>
<b>Figure 17: Will you carry out any follow-up activities with your class? Base: All Respondents (103).....</b>	<b>19</b>
<b>Figure 18: Overall, how satisfied or dissatisfied are you with the School Fire Safety visit? Base: All Respondents (127) .....</b>	<b>20</b>